


Course Selection in Kreap

Go to <https://kannur.kreap.co.in/students/3rd-semester-registration>



Kannur University
കണ്ണൂർ സർവകലാശാല
Thavakkara, Civil Station P.O, Kannur
Reaccredited by NAAC with 'B++' Grade

University LoginCollege LoginStudent Login

HomeUniversityStudentsDownloadsK-REAP

3rd Semester Registration

K-REAP Course Selection and Exam process for the 3rd Semester students will start soon. All students are requested to watch out this page for updates


Notification: **Schedule for Third Semester (2024 Admission -Regular) , November 2025 Examinations of Four Year Under Graduate Programmes (FYUGP) in Affiliated Colleges**

Course Selection: [Click here](#)

Send message

Students should now click on the '**Click Here**' next to **Course Selection** on the KREAP website. The following screen will then appear.


ENTRANCE EXAM
ADMISSION
FLOW




Kannur University
Thavakkara, Civil Station P.O, Kannur

Academic Year / Session : 2024/25

Select Admission Category



Fresher Student
For students applying for the **1st Sem** admission only.

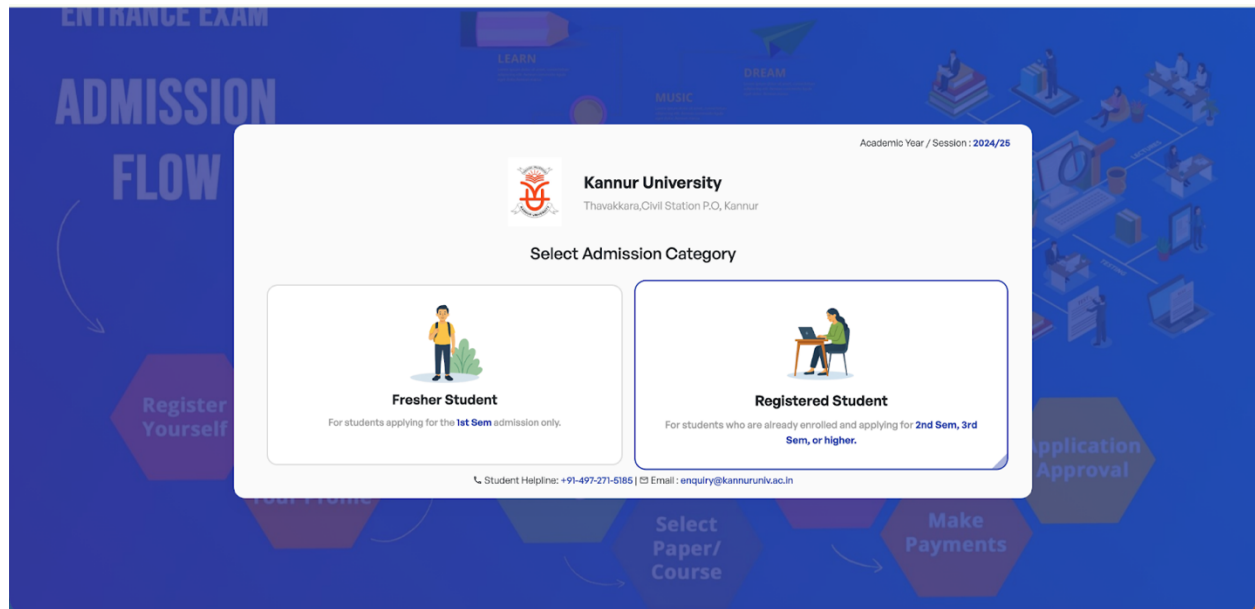


Registered Student
For students who are already enrolled and applying for **2nd Sem, 3rd Sem, or higher.**

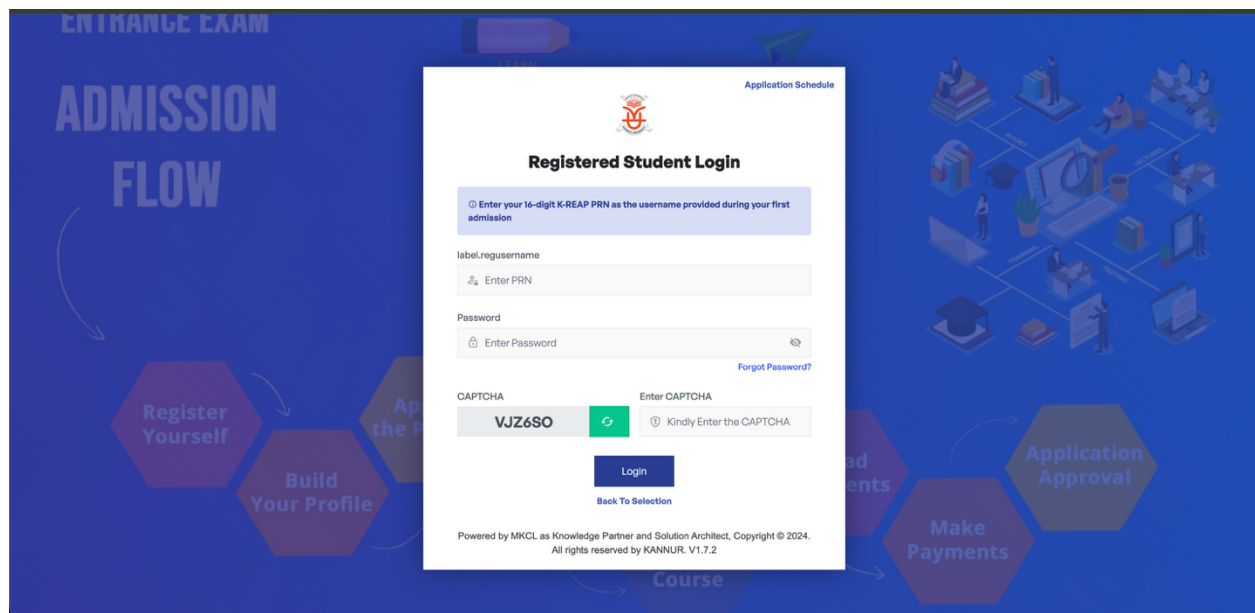
Student Helpline: +91-497-271-6185 | Email: enquiry@kannuruniv.ac.in

Register Yourself
Application Approval
Select Paper/ Course
Make Payments

Click on “**Registered student**”

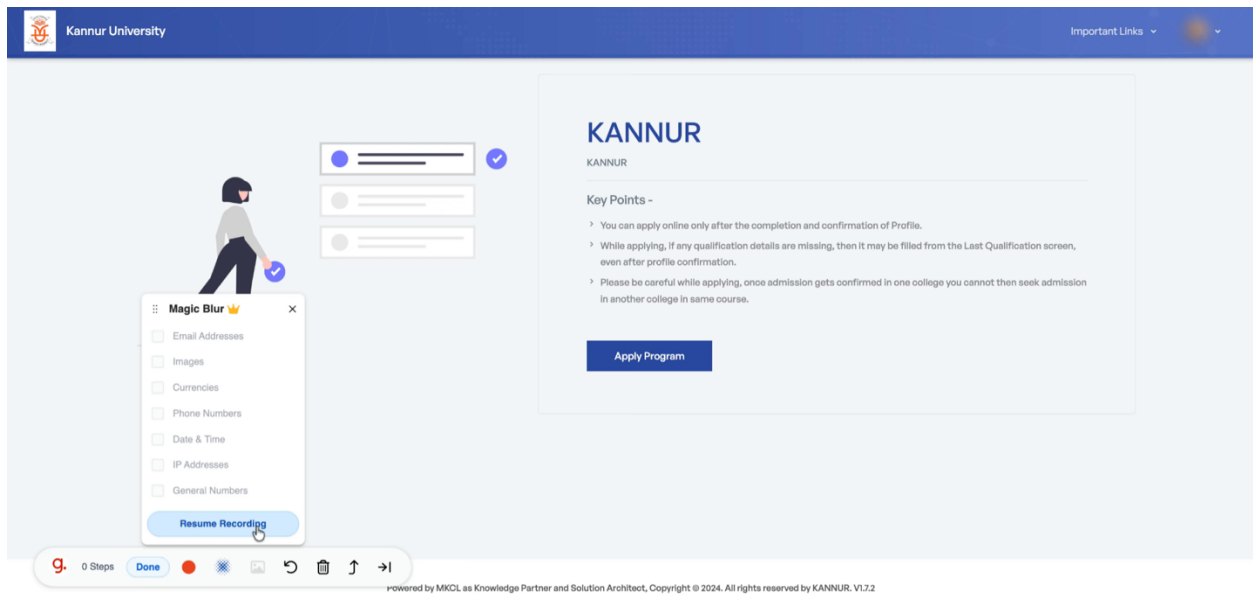


You will be redirected to the login page



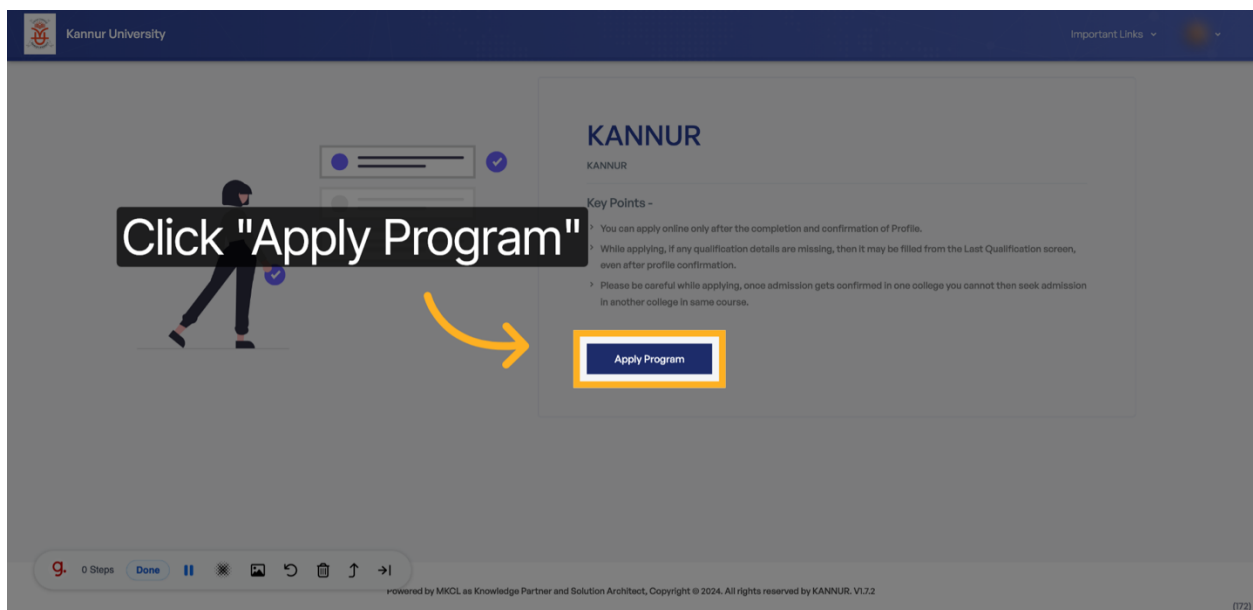
On the page shown above, please enter your PRN number, password, and the captcha to log in. After login, please follow the instructions below

1. This is the page you will see after logging in.



(72)

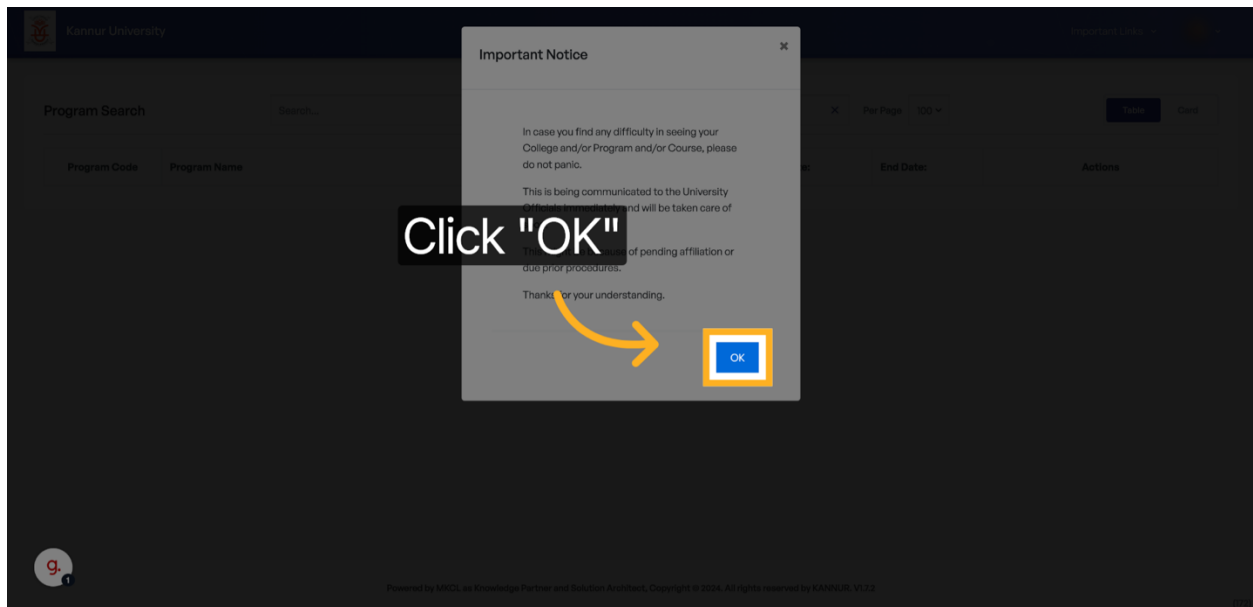
2. Click on "Apply Program"



(72)

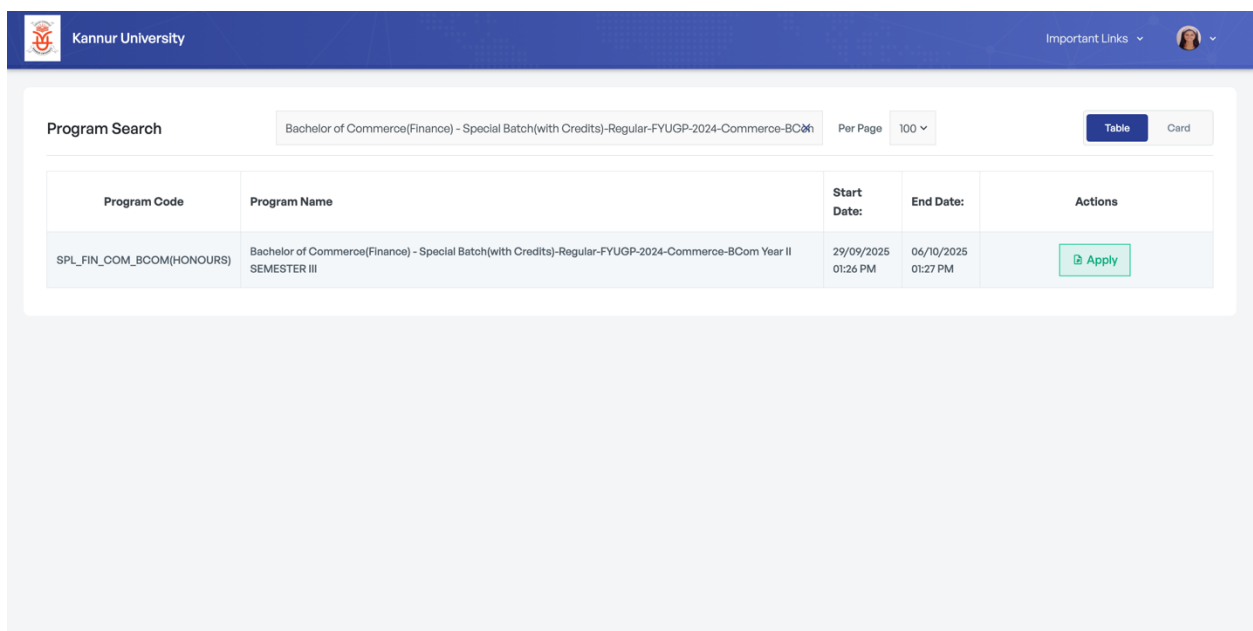
3. Click "OK"

Confirm your choice by clicking OK to proceed with the application process.



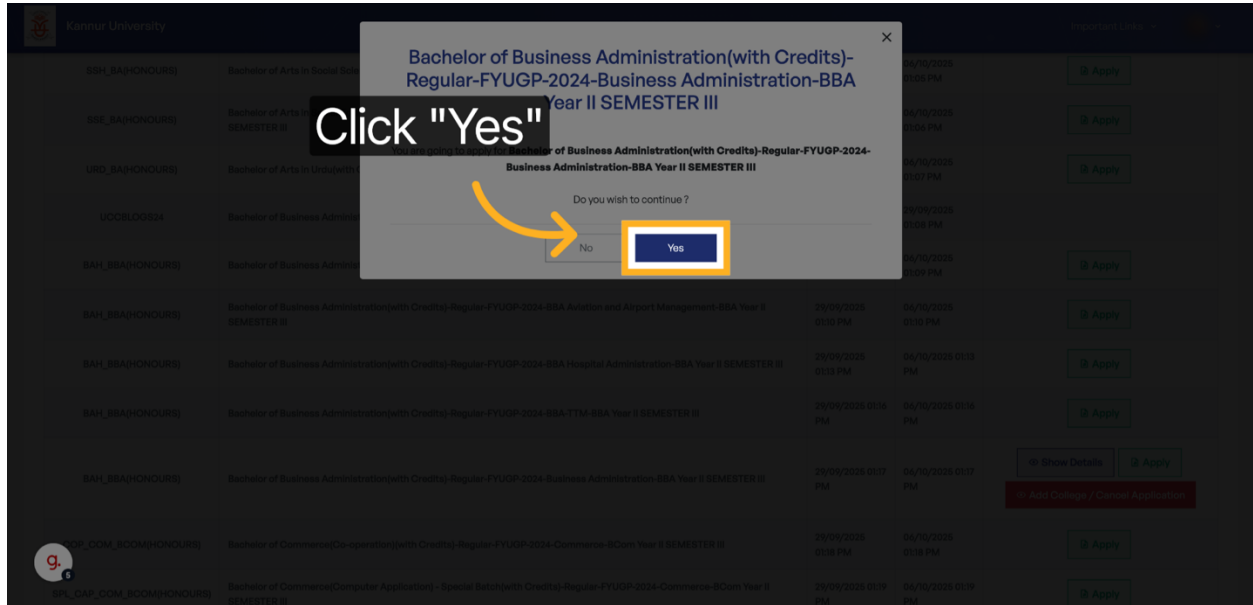
4. Click "Apply"

Click the 'Apply' button next to the programme you are enrolled in to proceed.

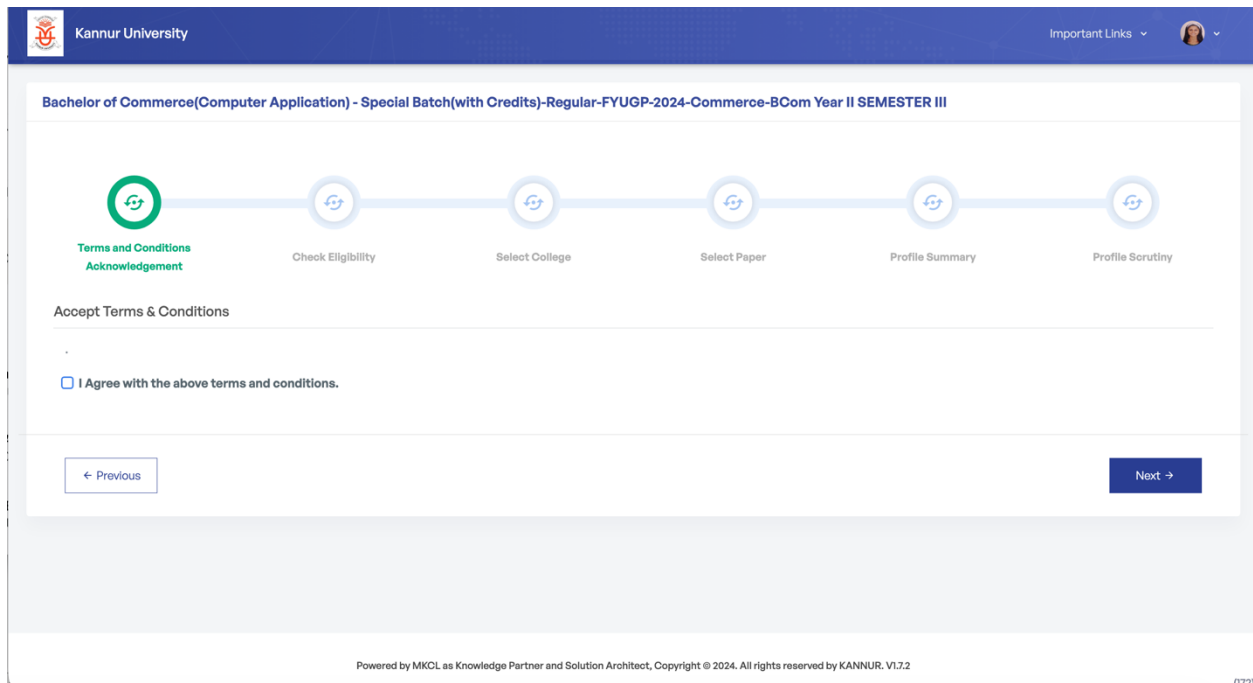


5. Click "Yes"

In the pop-up window, click 'Yes' to confirm and proceed with the programme change.





6. Click on the check box next to "I Agree with the above terms and condition"




7. Click 'Next' on this page


In the 'Check Eligibility' section, simply click 'Next'."


Kannur University


Important Links 


Bachelor of Commerce(Computer Application) - Special Batch(with Credits)-Regular-FYUGP-2024-Commerce-BCom Year II SEMESTER III


Terms and Conditions Acknowledgement

Check Eligibility

Select College


Select Paper

Profile Summary

Profile Scrutiny

Check Eligibility

I understand that I am eligible to apply for this course

Required Criteria


← Previous


Next →


Powered by MKCL as Knowledge Partner and Solution Architect, Copyright © 2024. All rights reserved by KANNUR. V1.7.2


7/3/24


8. Select your college


Click on the option labeled 'Select' next to your college name to choose your college.


Terms and Conditions Acknowledgement

Check Eligibility

Select College

Select Paper

Profile Summary

Profile Scrutiny

College/LSC Selection

Search College Name

×

Per Page 8

Table

Card

College/LSC Code	College/LSC Name	Address	Actions
MH	Mar Thoma College for the Hearing Impaired, Cherkala	Chengala P.O., Kasargod , KASARAGOD,Kasargod	<div>select</div>
WM	WMO Imam Gazzali Arts and Science College, Wayanad	CH Village, Kappunchal, Cherukattor P.O, Panamaram, Wayanad Dist., Kerala, Wayanad , MANANTHAVADY,Wayanad	<div>select</div>

← Previous

Next →

9. Select medium of Instruction

Please select the medium of instruction

The screenshot shows the 'Course Selection' page for Malabar Islamic Complex Arts and Science College, Thekkil. A large black overlay with white text reads 'Select the medium of instruction'. Below this, a dropdown menu for 'Medium of Instruction' is open, with 'English' selected and highlighted by a yellow box. A yellow arrow points from the text 'Select the medium of instruction' to the 'English' option. The course list below includes SEMESTER III (Min Courses: 6 / Max Courses: 6) with categories MDC, VAC, DSO, and DSC, each containing several course options with checkboxes.

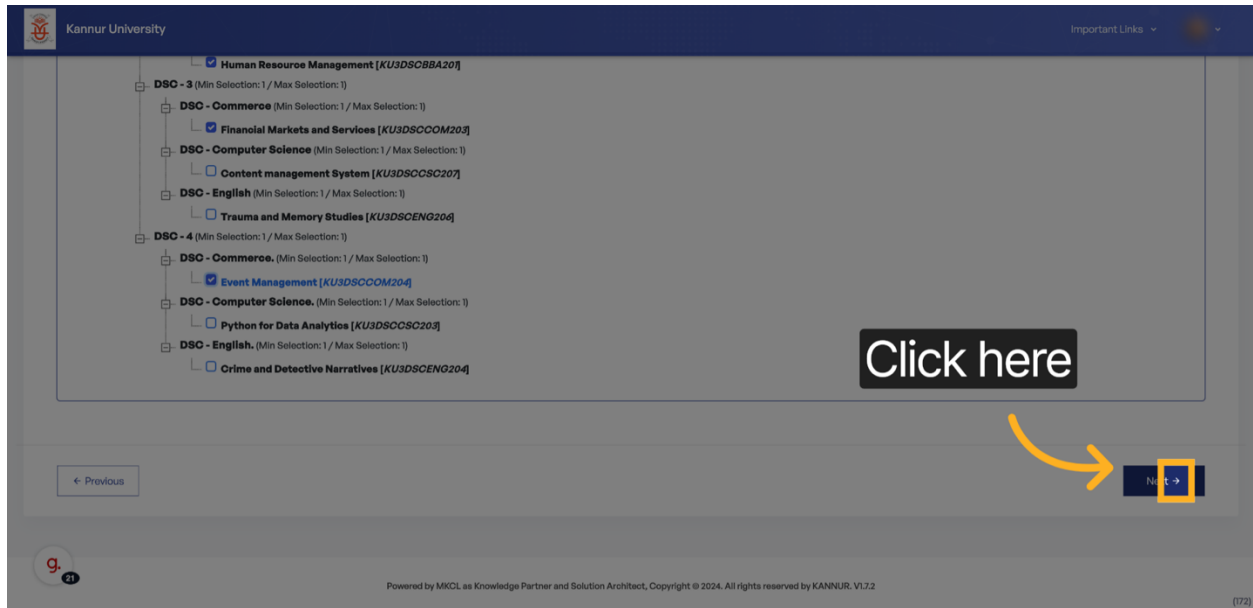
10. Select your course from all the 6 groups to continue

Select your courses from the course basket

The screenshot shows the 'Course Selection' page for Malabar Islamic Complex Arts and Science College, Thekkil. A large black overlay with white text reads 'Select the courses from the basket'. Below this, the course list is visible, including SEMESTER III (Min Courses: 6 / Max Courses: 6) with categories MDC, VAC, DSO, and DSC. The course 'Keraleeyadhunikatha [KU3MDCMAL103]' is highlighted by a yellow box, and a yellow arrow points from the text 'Select the courses from the basket' to this box. The course list continues with various options under each category, each with a checkbox.

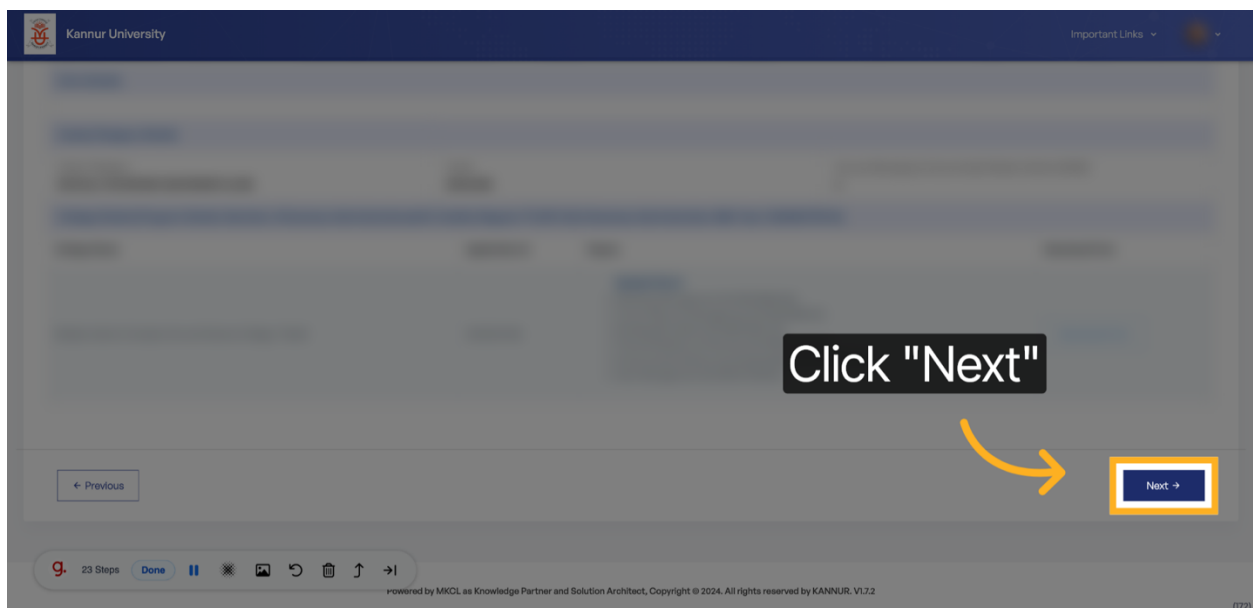
11. Click “next” after reviewing your course selection.

Click next to review all your selected courses and details before submission.



12. Click "Next" after reviewing your profile and course selection

Click Next to proceed to the final review of your profile and confirmation page.



13. Click "Submit" to submit your course selection.

Finally, click Submit to complete your 3rd semester program change application.

The screenshot shows a confirmation dialog box with the text "Click 'Submit'" and an arrow pointing to the "Submit" button. The dialog box also contains the text "Are you sure? Would you like to submit the profile" and a "Cancel" button. The background shows the application form with fields for "Previous" and "Next" buttons.

Click "Submit"

Are you sure?
Would you like to submit the profile

Submit Cancel

Previous Next

Powered by MKCL as Knowledge Partner and Solution Architect, Copyright © 2024. All rights reserved by KANNUR, V1.7.2

14. Download the PDF Form

The screenshot shows the application form summary page. The "Download Form" button is highlighted with a yellow box and an arrow. The form details include:

College Name	Application Id	Papers	Download Form
E.K. Nayanar Memorial Govt. College, Elerithattu	20250014490	SEMESTER III <ul style="list-style-type: none">Basic Analytical Tools for Economics (KU3DSCECO202)Navodhanavum Deshasamskrithiyum (KU3MDCMAL104)Financial Markets and Services (KU3DSOOM203)Professional Ethics and Corporate Governance (KU3VACCOM100)Marketing Management (KU3DSOOM202)Intermediate Microeconomics (KU3DSCECO201)	Download Form

Powered by MKCL as Knowledge Partner and Solution Architect, Copyright © 2024. All rights reserved by KANNUR, V1.7.2

After completing the above steps, click the 'Download' button at the bottom of your profile summary on the last page to download the PDF after submission.